



ಬೃಹತ್ ಬೆಂಗಳೂರು ಮಹಾನಗರ ಪಾಲಿಕೆ  
Bruhat Bengaluru Mahanagara Palike



# BBMP COVID-19 WAR ROOM 19.12.2021



# ABSTRACT OF COVID-19 CASES IN BENGALURU



	MALE	FEMALE	TRANSGENDER	MALE	FEMALE	TRANSGENDER	TOTAL	
	Last 24 Hours	Last 24 Hours	Last 24 Hours	Cumulative	Cumulative	Cumulative	Last 24 Hours	Cumulative
<b>Positive Cases</b>	103	65	0	7,52,260	5,07,716	155	<b>168</b>	<b>12,60,131</b>
<b>Recovered Cases</b>	73	75	0	7,39,347	4,98,597	149	<b>148</b>	<b>12,38,093</b>
<b>Death Cases</b>	0	0	0	10,363	6,011	4	<b>0</b>	<b>16,378</b>
<b>Total Tests Done</b>	<b>In Last 24 hrs : 44,128</b>			<b>Cumulative : 2,34,22,383</b>				
<b>ACTIVE CASES</b>					<b>5,660</b>			

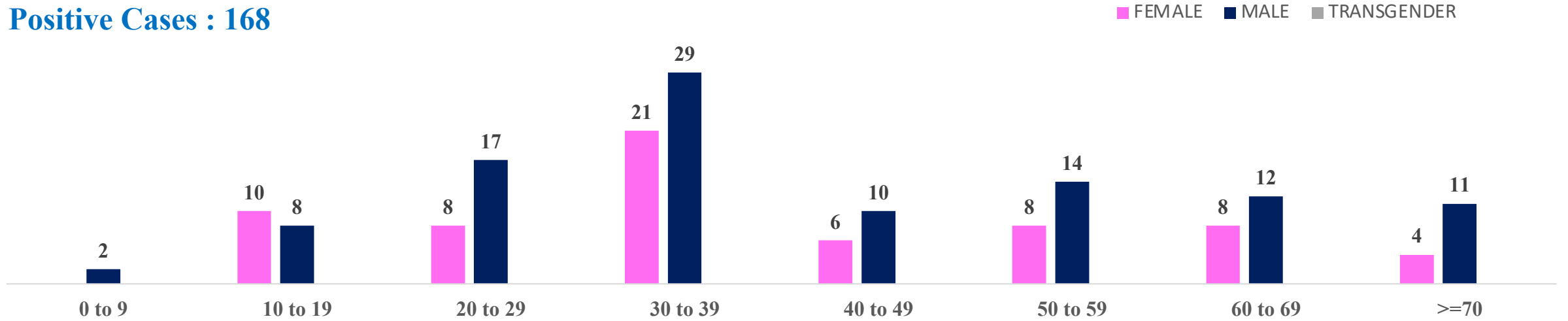
\*Covid deaths occurred today : 00 | Covid deaths occurred beyond last 24 hrs., reported today : 00



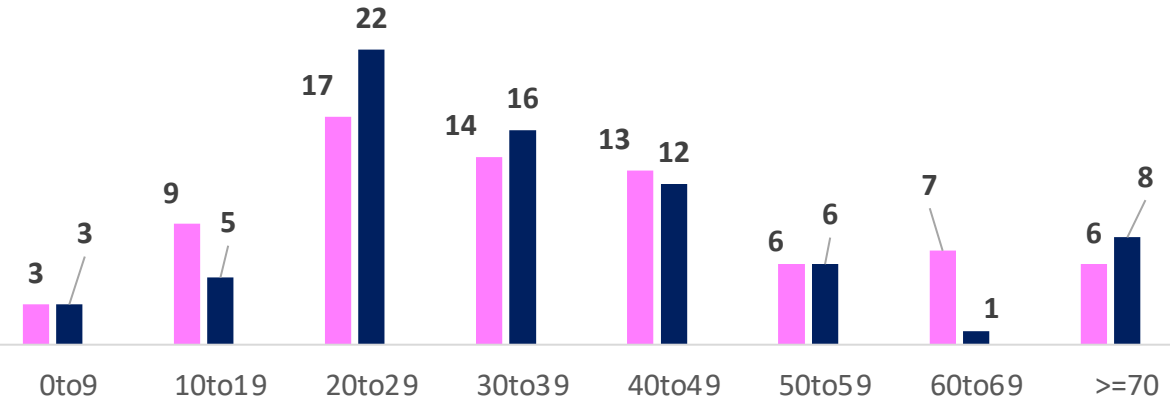
# LAST 24 HOURS AGE GROUP AND GENDER WISE DISTRIBUTION



## Positive Cases : 168



## Recovered Cases : 148



## Death Cases : 0





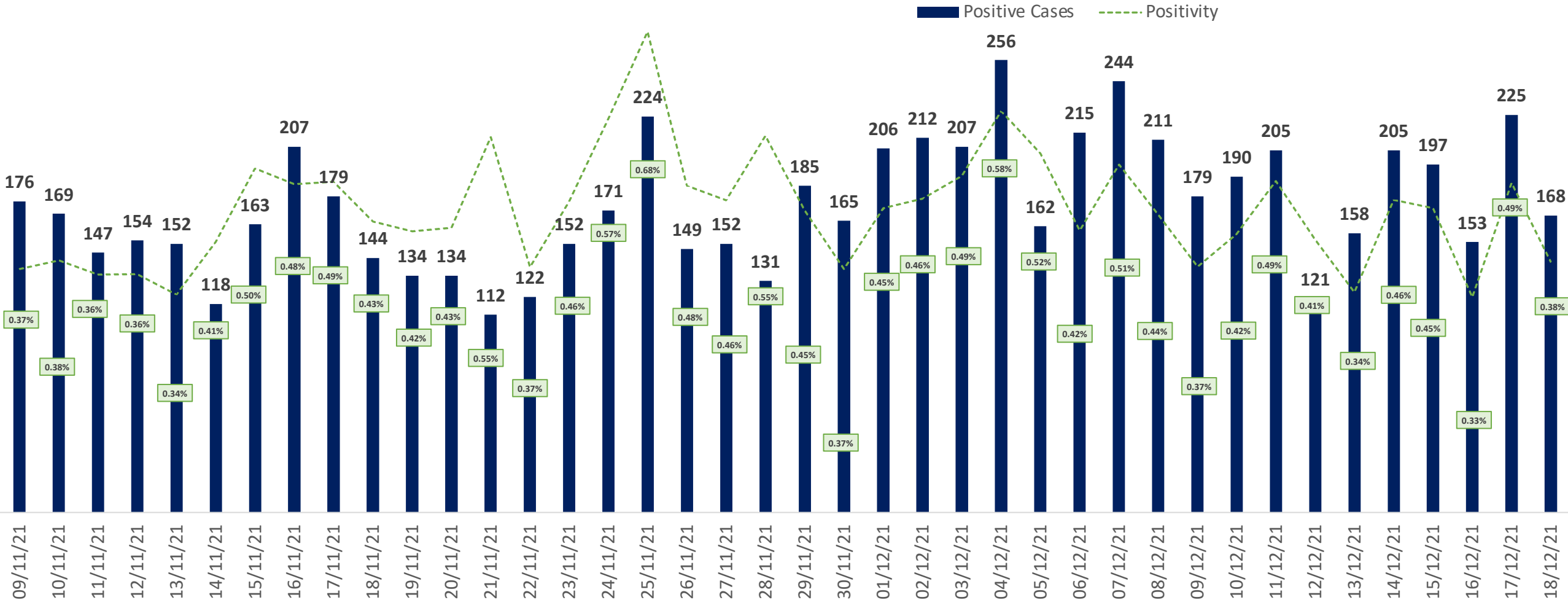
# SNAPSHOT OF BENGALURU COVID-19 CASES IN LAST 8 WEEKS



	24-10-2021 To 30-10-2021	31-10-2021 To 06-11-2021	07-11-2021 To 13-11-2021	14-11-2021 To 20-11-2021	21-11-2021 To 27-11-2021	28-11-2021 To 04-12-2021	05-12-2021 To 11-12-2021	12-12-2021 To 18-12-2021
<b>Total Positive Cases</b>	1,165	959	1,144	1,079	1,082	1,362	1,406	1,227
<b>Total Recovered Cases</b>	1,093	1,112	892	1,870	1,587	1,497	920	1,157
<b>Total Death Cases</b>	37	8	17	11	6	16	20	12
<b>Case Fatality Rate</b>	3.18%	0.83%	1.49%	1.02%	0.55%	1.17%	1.42%	0.98%
<b>Total Tests Conducted</b>	3,11,364	2,64,128	2,99,177	2,37,332	2,12,581	2,86,831	3,12,611	2,99,993
<b>Positivity Rate</b>	0.37%	0.36%	0.38%	0.45%	0.51%	0.47%	0.45%	0.41%

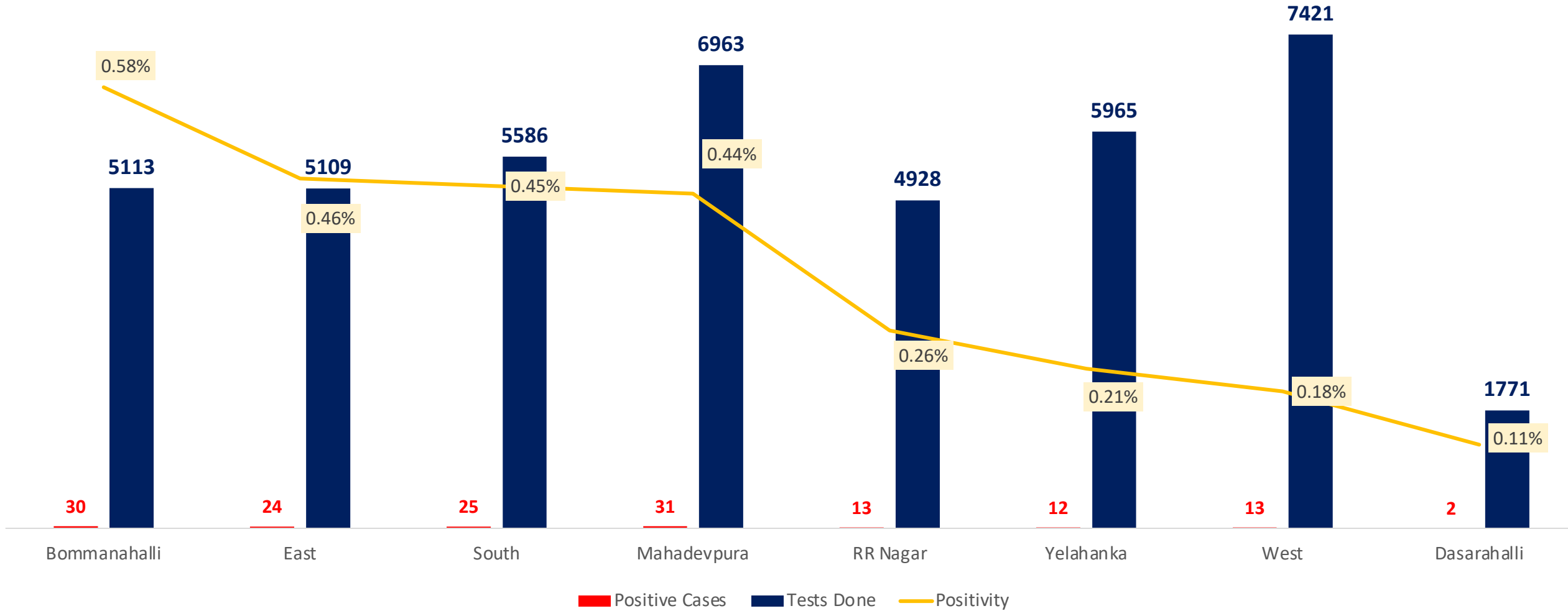


# POSITIVITY RATE OF BENGALURU – LAST 40 DAYS



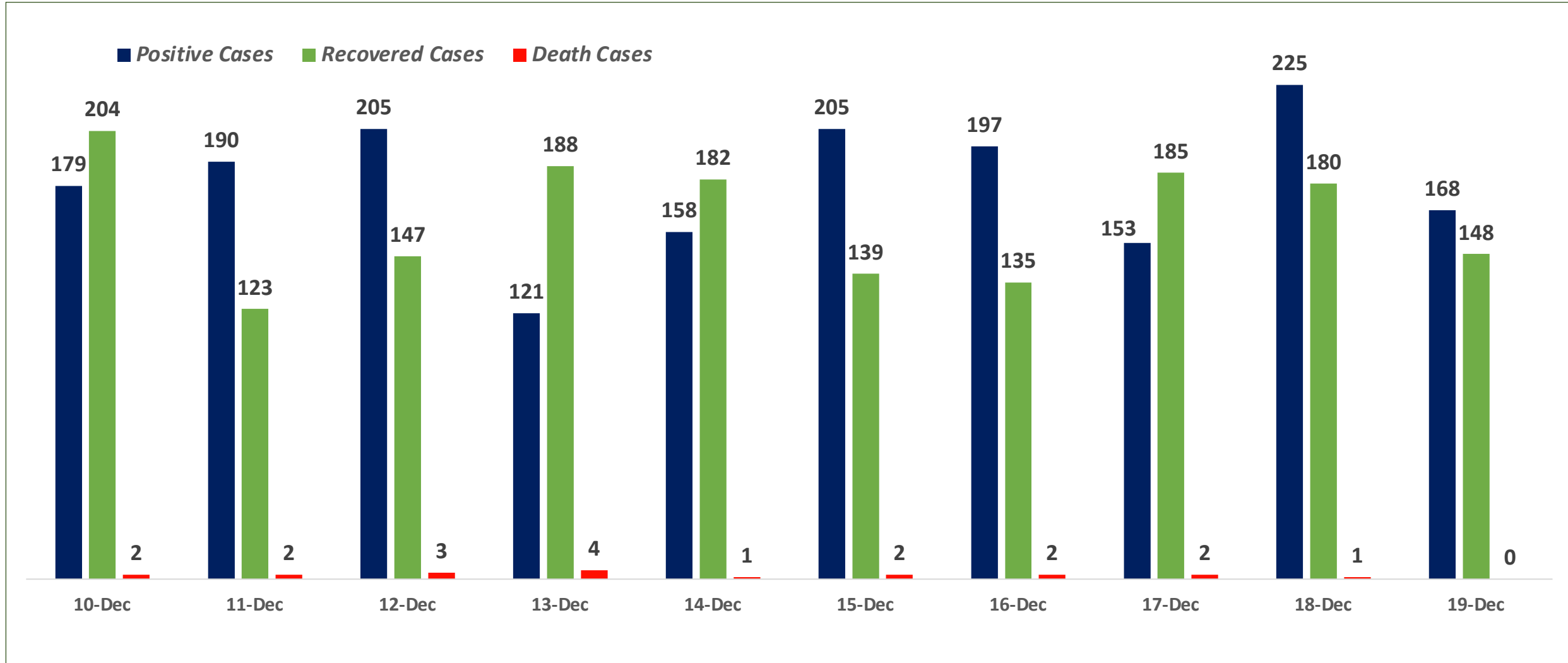


# ZONE WISE AVERAGE POSITIVITY TREND FOR LAST WEEK





# SNAPSHOT OF POSITIVE, RECOVERED AND DEATH CASES OVER LAST 10 DAYS ACROSS BBMP ZONES

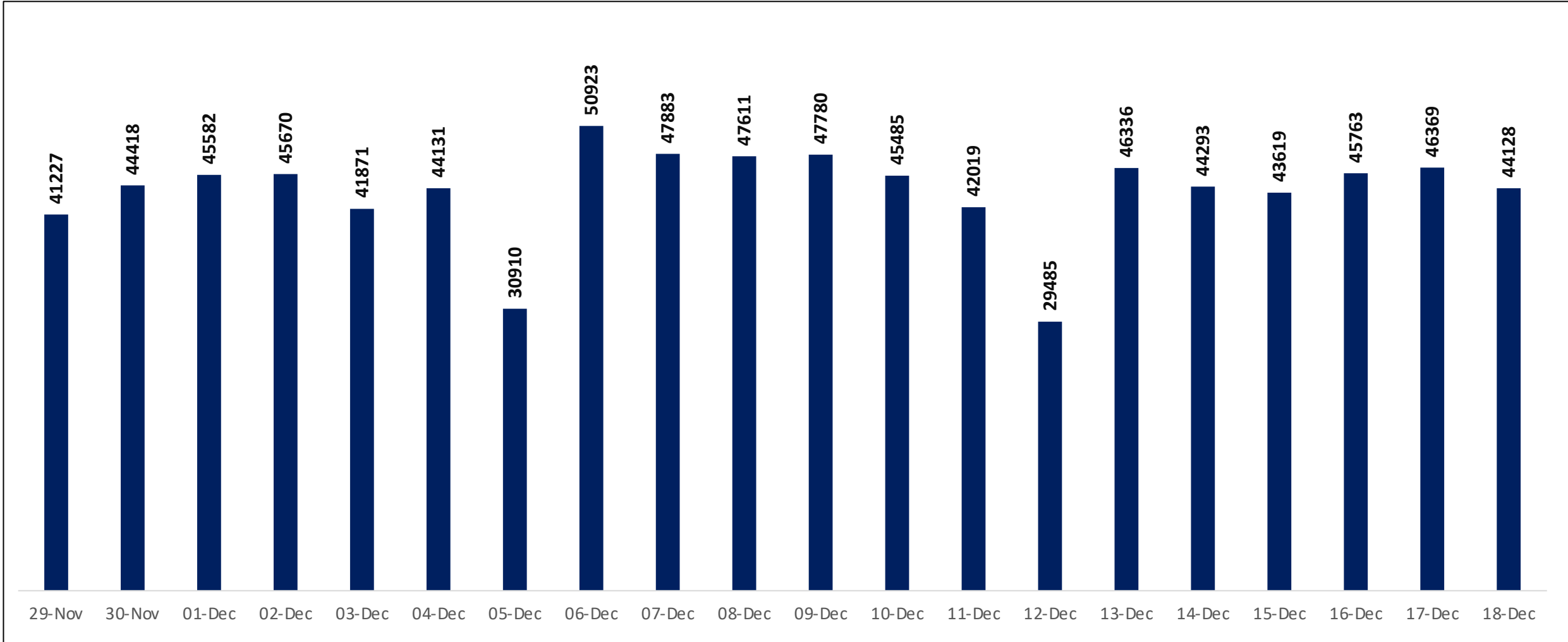




# TESTING TRENDS IN BENGALURU



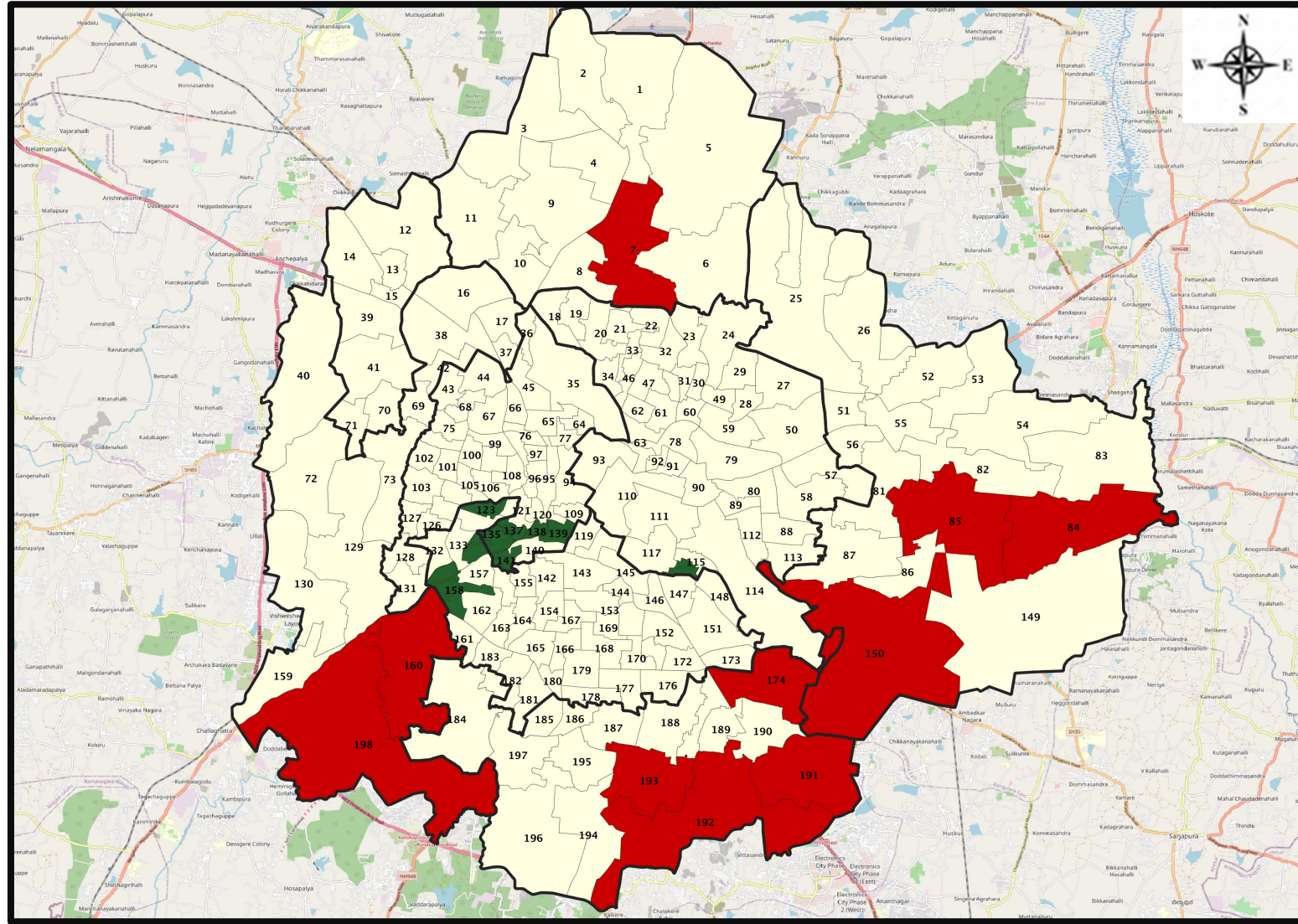
Total Test Conducted Till Date	Test Conducted Last 24 hours
2,34,22,383	44,128







# BENGALURU URBAN MAP SHOWING TREND OF POSITIVE CASES IN LAST 10 DAYS



## Top 10 wards reporting highest number of positive cases in last 10 days

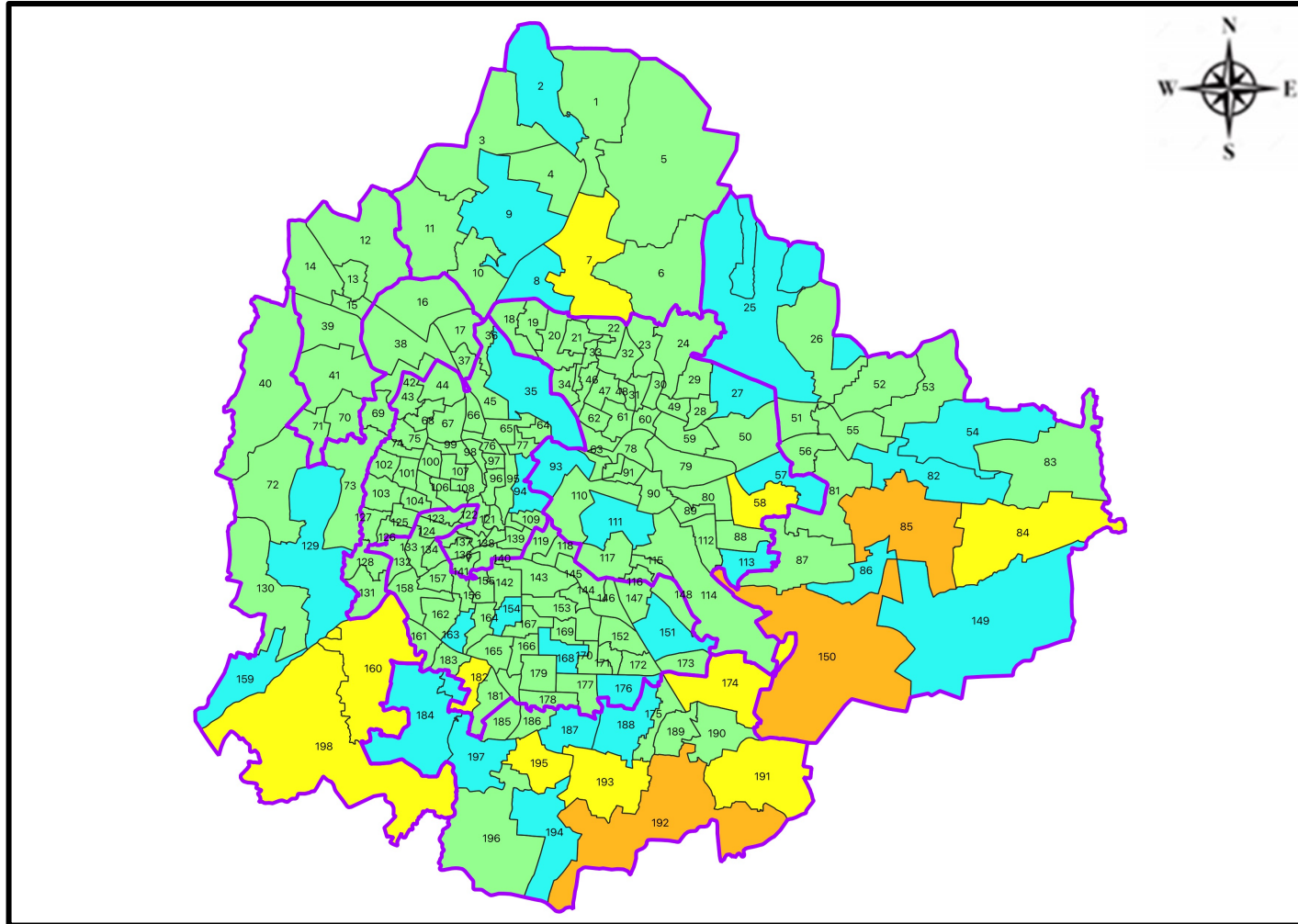
Ward No.	Ward Name	Daily Cases Average
150	Bellanduru	7
85	Dodda Nekkundi	5
192	Begur	5
84	Hagadur	4
174	HSR Layout	4
191	Singasandra	4
198	Hemmigepura	3
160	Rajarajeshwari Nagar	3
193	Arakere	3
7	Byatarayanapura	3







## Top 10 wards reporting least number of positive cases in last 10 days

Ward No.	Ward Name	Daily Cases Average
158	Deepanjali Nagara	0
141	Azad Nagar	0
139	K R Market	0
138	Chalavadipalya	0
137	Rayapura	0
136	Jagajivanram Nagar	0
135	Padarayanapura	0
134	Bapuji Nagar	0
123	Vijayanagara	0
116	Nilasandra	0



# BENGALURU MAP SHOWING INTENSITY OF POSITIVE CASES IN LAST 10 DAYS



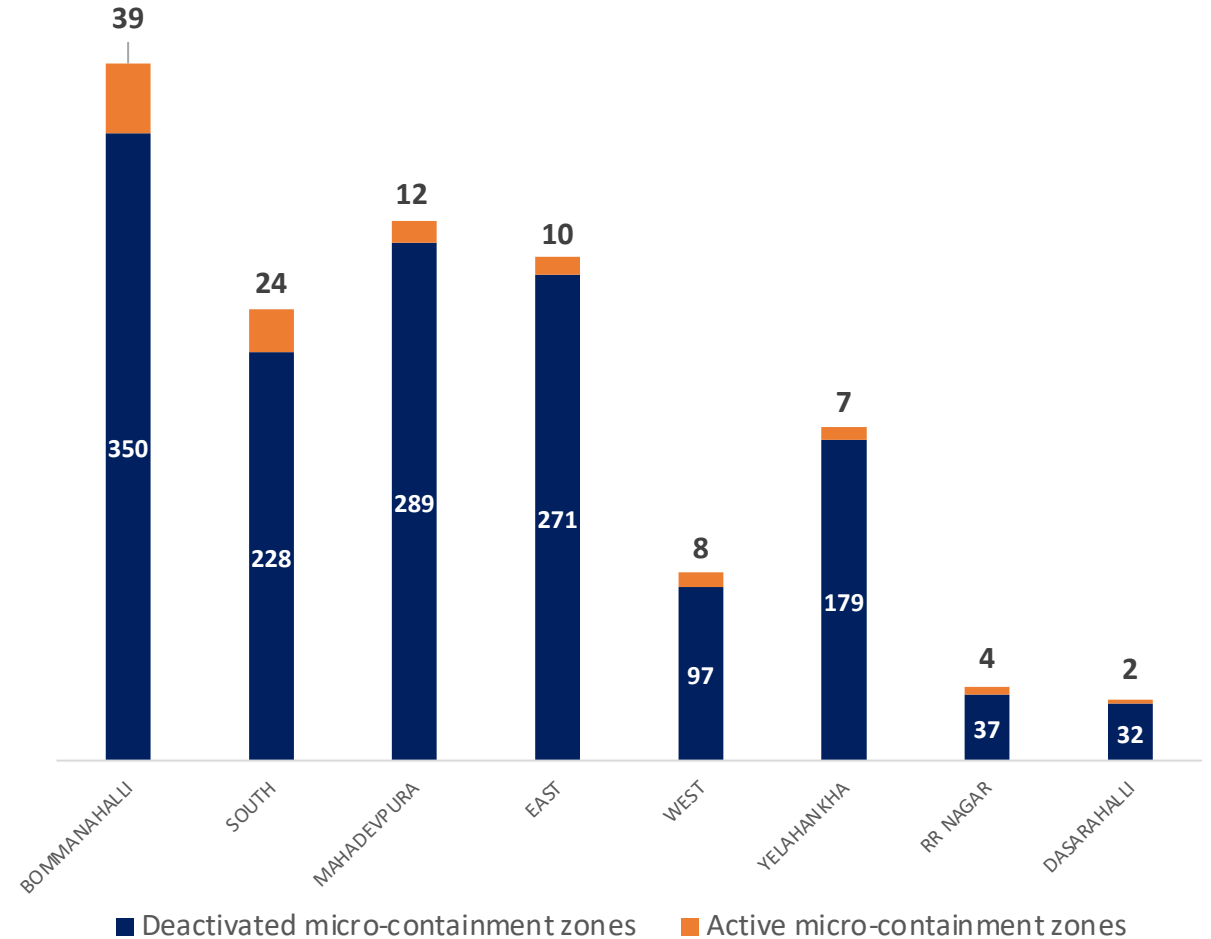
-  **Level 1 : 0 to 10 Cases**
-  **Level 2 : 10 to 25 Cases**
-  **Level 3 : 25 to 50 Cases**
-  **Level 4 : 50 to 100 Cases**
-  **Level 5 : Above 100 Cases**
-  **Zone Boundaries**



# CONTAINMENT ZONE DETAILS



ZONE	TOTAL DECLARED	TOTAL DEACTIVATED	TOTAL ACTIVE
BOMMANAHALLI	389	350	39
SOUTH	252	228	24
MAHADEVPURA	301	289	12
EAST	281	271	10
WEST	105	97	8
YELAHANKHA	186	179	7
RR NAGAR	41	37	4
DASARAHALLI	34	32	2
<b>TOTAL</b>	<b>1589</b>	<b>1483</b>	<b>106</b>





# COVID BED STATUS AS ON 19.12.2021

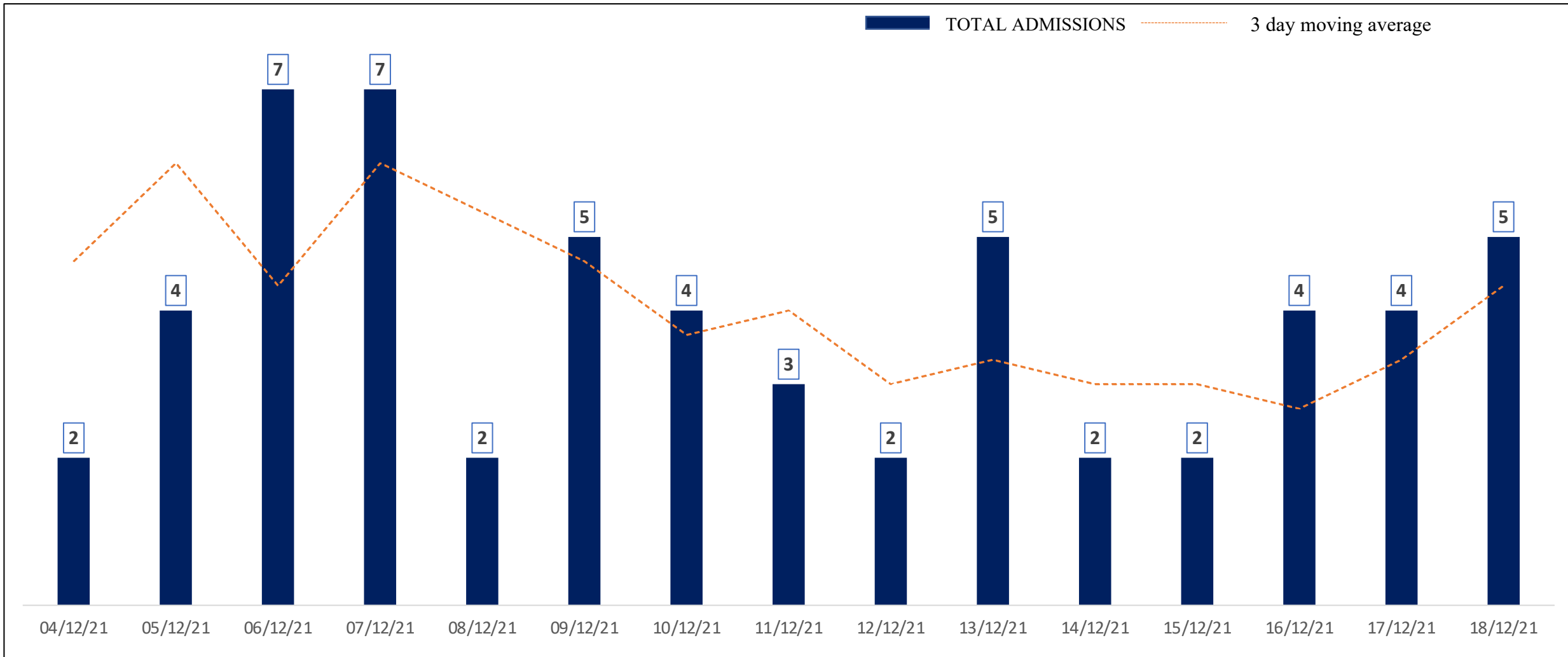


SR. NO.	Facility Type	No. of Hospital	Total Allocated Beds for C+ Patients					Occupied Beds for C+ Patients					Net Available Beds for C+ Patients				
			Gen Beds	HDU	ICU Beds	ICU-V	Total	Gen Beds	HDU	ICU Beds	ICU-V	Total	Gen Beds	HDU	ICU Beds	ICU-V	Total
1	Government Medical Colleges	4	20	621	53	76	770	0	9	4	0	13	20	612	49	76	757
2	Government Hospitals	16	664	210	65	127	1,066	4	6	3	2	15	660	204	62	125	1,051
3	Covid Care Centres	2	90					2					88				
<b>Total Beds</b>		<b>22</b>	<b>774</b>	<b>831</b>	<b>118</b>	<b>203</b>	<b>1,926</b>	<b>6</b>	<b>15</b>	<b>7</b>	<b>2</b>	<b>30</b>	<b>768</b>	<b>816</b>	<b>111</b>	<b>201</b>	<b>1,896</b>

\* Status as on 19.12.2021 – 5:00 PM



# HOSPITAL & CCC ADMISSIONS LAST 15 DAYS TREND



\* Only Government Quota Admissions through CHBMS considered

\* Only Fresh Admissions considered

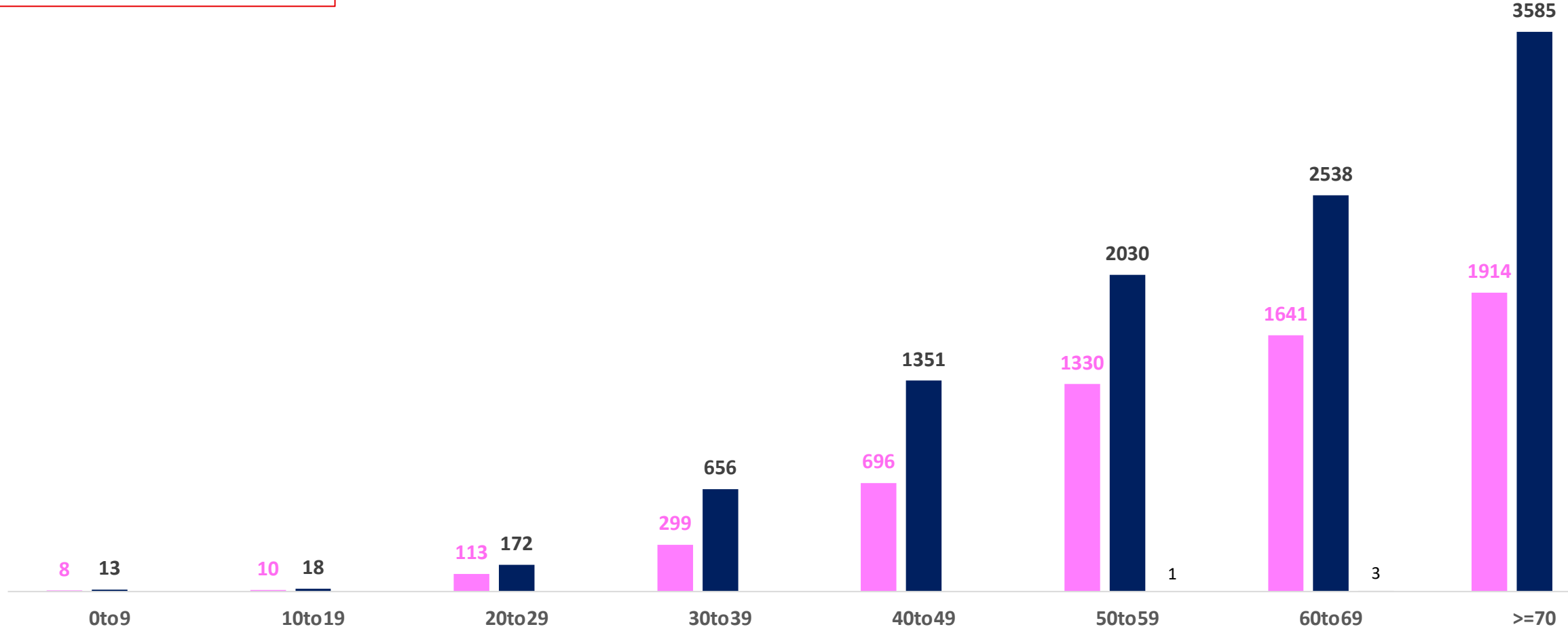


# AGE AND GENDER WISE DISTRIBUTION OF DEATH CASES



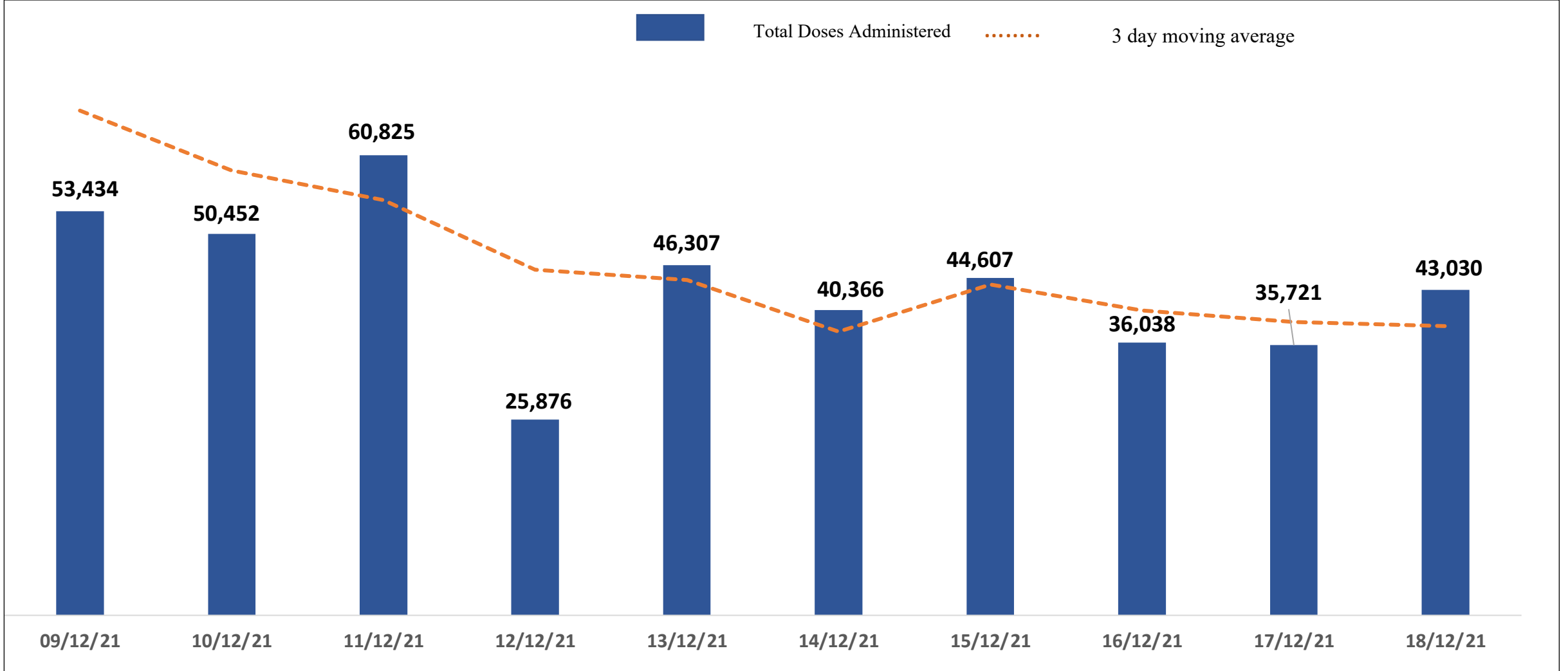
**Death Cases: 16,378**

Female Male Transgender





# TOTAL VACCINE DOSES ADMINISTERED IN LAST 10 DAYS

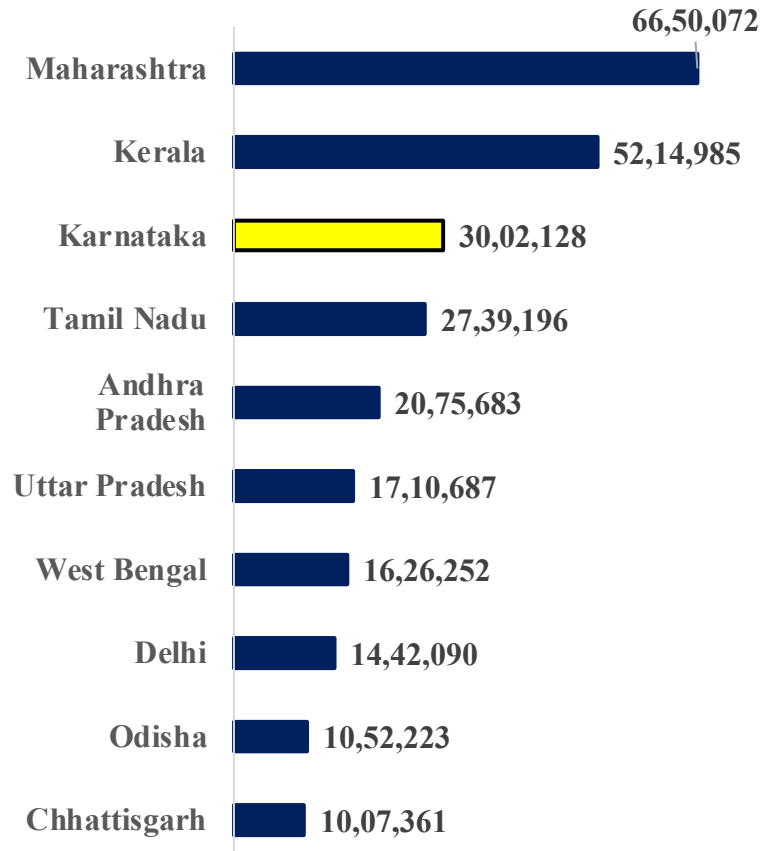




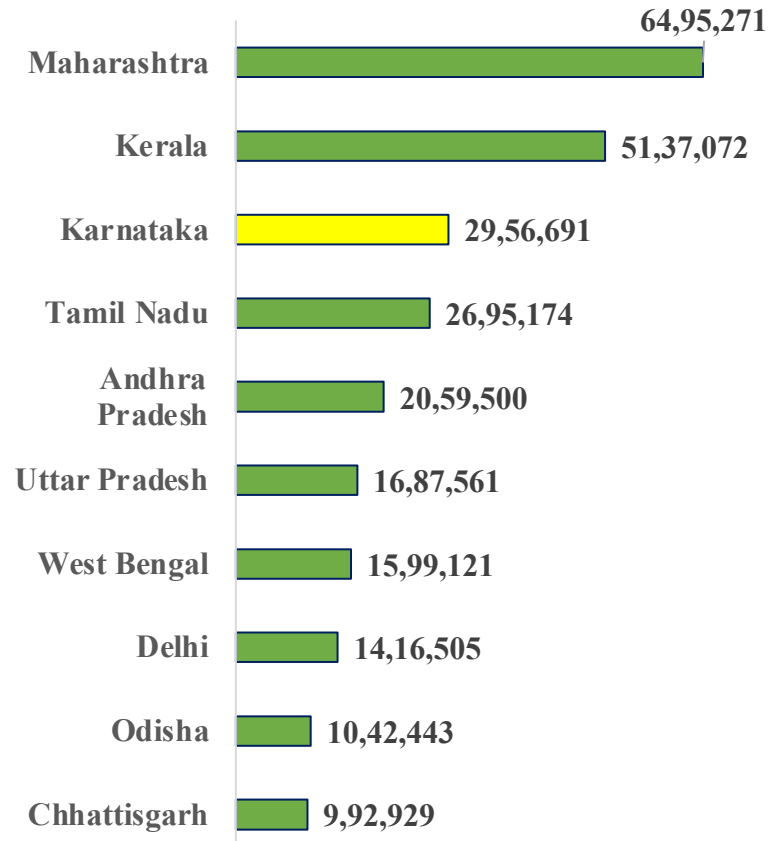
# TOP 10 COVID19 AFFECTED INDIAN STATES



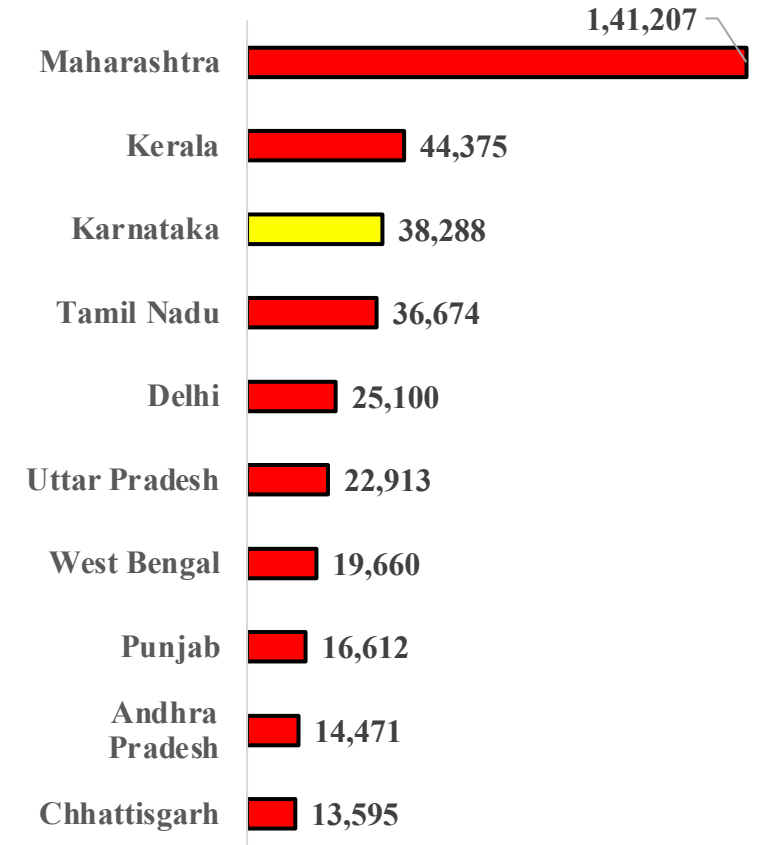
## Total Positive Cases



## Total Recovered Cases



## Total Death Cases

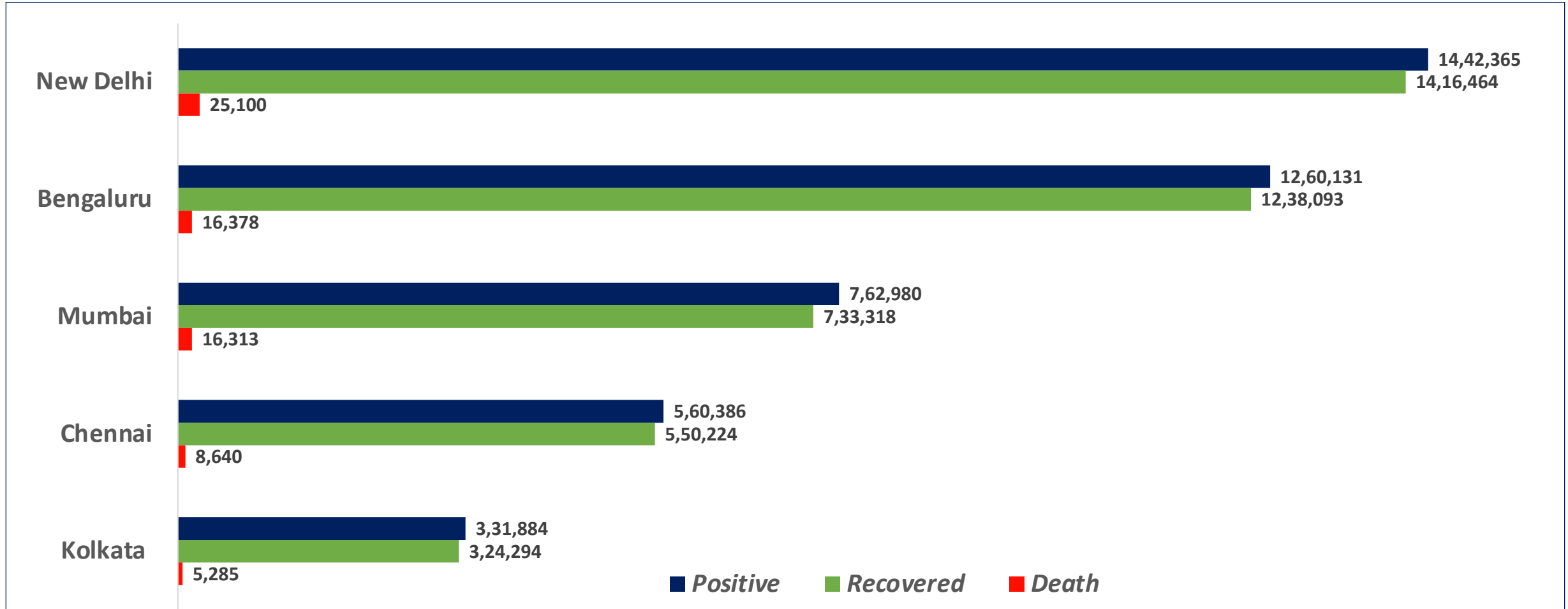


Source : <https://www.covid19tracker.in/> / at 4:00 pm (19.12.2021)





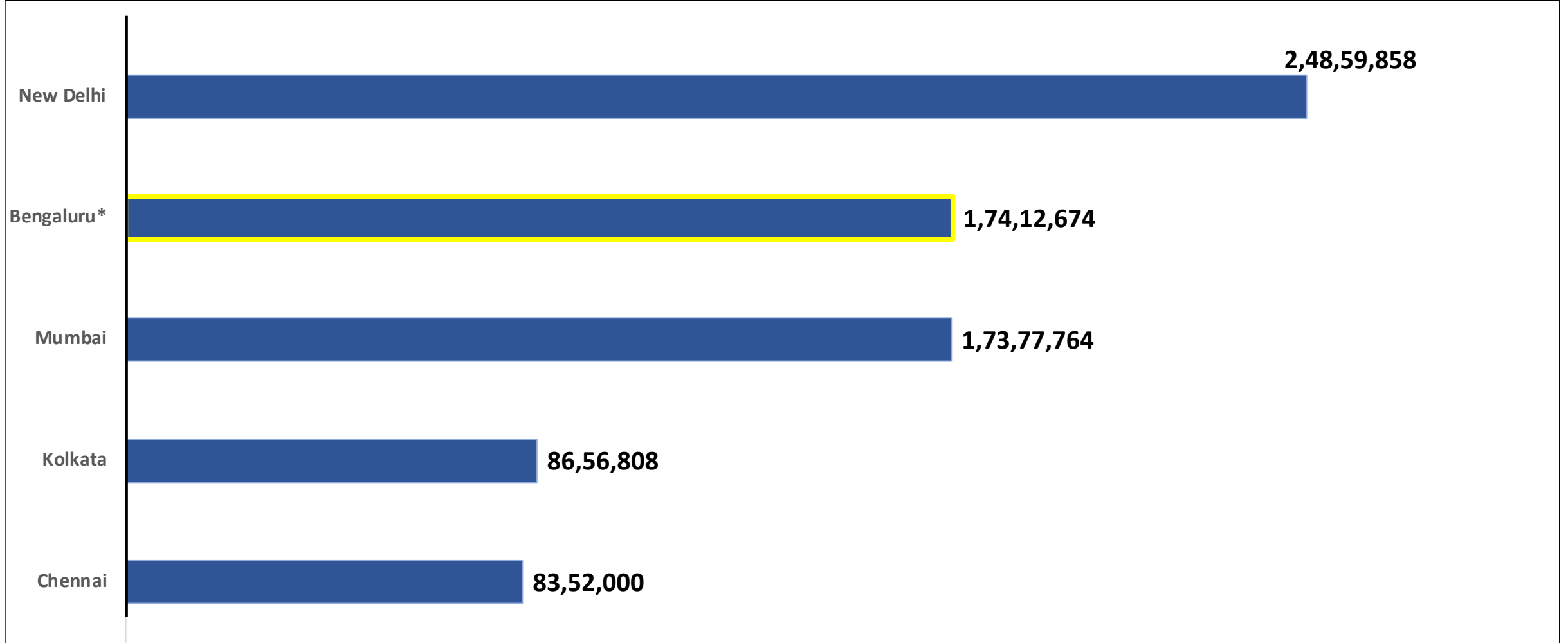
# BENGALURU AND OTHER METROPOLITIAN CITIES



Source : <https://www.covid19tracker.in/> at 4:00 pm (19.12.2021)



# VACCINE DOSES ADMINISTERED IN BENGALURU AND OTHER METROPOLITIAN CITIES



Source : <https://dashboard.cowin.gov.in/> at 4:00 pm (19.12.2021)

\*includes BBMP & Bengaluru Urban



# SNAPSHOT OF COVID-19 CASES IN BENGALURU URBAN



**Total Wards With  
<=10 Cases\* :  
158**

**Tests Conducted  
On 18.12.2021:  
44,128**

**Recovery  
Rate:  
98.25%**

**Total  
Active Cases :  
5,660**

**Total Vaccinated on  
18.12.2021:  
43,030**

**Positivity  
Rate\* :  
0.41%**

**Active  
Rate:  
0.45%**

**Case  
Fatality Rate\* :  
0.98%**



\*Total positive cases In the past 10 days

\*CFR and positivity is for Past 7 days



ಬೃಹತ್ ಬೆಂಗಳೂರು ಮಹಾನಗರ ಪಾಲಿಕೆ  
Bruhat Bengaluru Mahanagara Palike



<b>Download BBMP Bulletin</b>	<a href="https://apps.bbmpgov.in/covid19/mediabulletin.php">https://apps.bbmpgov.in/covid19/mediabulletin.php</a>
<b>For BBMPCovid19 Bed Status:</b>	<a href="https://apps.bbmpgov.in/covid19/en/Bedstatus.php">https://apps.bbmpgov.in/covid19/en/Bedstatus.php</a>
<b>To register for vaccination :</b>	<a href="https://selfregistration.cowin.gov.in/">https://selfregistration.cowin.gov.in/</a>
<b>BBMP COVID19 Dashboard:</b>	<a href="https://apps.bbmpgov.in/covid19/">https://apps.bbmpgov.in/covid19/</a>
<b>Follow us on:</b>	 <a href="http://www.facebook.com/bbmp.comm1/">www.facebook.com/bbmp.comm1/</a>
	 <a href="https://twitter.com/BBMPCOMM">twitter.com/BBMPCOMM</a>



Issued by:

Honorable Chief Commissioner, BBMP  
Special Commissioner Health & IT, BBMP  
MD, Bengaluru Smart City Limited

**THANK YOU !**

